

## M-Bond 200 Adhesive

### Vishay Measurements Group GmbH

Version No: 5.0

Safety Data Sheet - Authored according to GB/T 16483(2008), GB/T 17519 (2013), and GB30000.1 (2024)

Initial Date: **11/27/2025**  
Revision Date: **03/02/2026**  
Print Date: **03/31/2026**  
S.GHS.CHN.EN

#### SECTION 1 Identification of the substance / mixture and of the company / undertaking

##### Product Identifier

<b>Product name</b>	M-Bond 200 Adhesive
<b>Chemical Name</b>	Not Available
<b>Chemical English Name</b>	Not Applicable
<b>Synonyms</b>	Not Available
<b>Proper shipping name</b>	AVIATION REGULATED LIQUID, N.O.S. (contains ethyl cyanoacrylate)
<b>Chemical formula</b>	Not Applicable
<b>Other means of identification</b>	UFI: UFI: Mixture

##### Relevant identified uses of the substance or mixture and uses advised against

<b>Relevant identified uses</b>	Adhesive.
---------------------------------	-----------

##### Details of the manufacturer or importer of the safety data sheet

<b>Registered company name</b>	Vishay Measurements Group GmbH
<b>Address</b>	Tatschenweg 1 Heilbronn 74078 Germany
<b>Telephone</b>	+49 (0) 7131 39099-0
<b>Fax</b>	+49 (0) 7131 39099-229
<b>Website</b>	<a href="http://www.VPGSensors.com">www.VPGSensors.com</a>
<b>Email</b>	mm.de@vpgsensors.com

##### Emergency telephone number

<b>Association / Organisation</b>	Chemtrec (24/7/365)
<b>Emergency telephone number(s)</b>	(00-1) 703-527-3887 (Worldwide)
<b>Other emergency telephone number(s)</b>	Not Available

#### SECTION 2 Hazards identification


##### Classification of the substance or mixture

##### Summary of Hazard in an Emergency Situation

Liquid.Combustible.  
Irritating to eyes.  
Irritating to respiratory system.  
Irritating to skin.

<b>Classification</b> <sup>[1]</sup>	Flammable Liquids Category 4, Skin Corrosion/Irritation Category 2, Serious Eye Damage/Eye Irritation Category 2A, Specific Target Organ Toxicity - Single Exposure (Respiratory Tract Irritation) Category 3
<b>Legend:</b>	1. Classified by Chemwatch; 2. China Catalogue of Hazardous Chemicals; 3. Classification drawn from Regulation (EU) No 1272/2008 - Annex VI

##### Label elements

<b>Hazard pictogram(s)</b>	
<b>Signal word</b>	<b>Warning</b>

##### Hazard statement(s)

## M-Bond 200 Adhesive

H227	Combustible liquid.
H315	Causes skin irritation.
H319	Causes serious eye irritation.
H335	May cause respiratory irritation.

### Precautionary statement(s) Prevention

P210	Keep away from heat, hot surfaces, sparks, open flames and other ignition sources. No smoking.
P271	Use only outdoors or in a well-ventilated area.
P261	Avoid breathing mist/vapours/spray.
P280	Wear protective gloves, protective clothing, eye protection and face protection.
P264	Wash all exposed external body areas thoroughly after handling.

### Precautionary statement(s) Response

P370+P378	In case of fire: Use alcohol resistant foam or fine spray/water fog to extinguish.
P305+P351+P338	IF IN EYES: Rinse cautiously with water for several minutes. Remove contact lenses, if present and easy to do. Continue rinsing.
P312	Call a POISON CENTER/doctor/physician/first aider/if you feel unwell.
P337+P313	If eye irritation persists: Get medical advice/attention.
P302+P352	IF ON SKIN: Wash with plenty of water.
P304+P340	IF INHALED: Remove person to fresh air and keep comfortable for breathing.
P332+P313	If skin irritation occurs: Get medical advice/attention.
P362+P364	Take off contaminated clothing and wash it before reuse.

### Precautionary statement(s) Storage

P403+P233	Store in a well-ventilated place. Keep container tightly closed.
-----------	--

### Precautionary statement(s) Disposal

P501	Dispose of contents/container to authorised hazardous or special waste collection point in accordance with any local regulation.
------	--

### Physical and Chemical Hazard

Liquid. Combustible.  
Vapours/gas heavier than air.  
Toxic smoke/fumes in a fire.

### Health Hazards

Inhaled	The material can cause respiratory irritation in some persons. The body's response to such irritation can cause further lung damage. In low humidity, cyanoacrylate vapours are irritating to the respiratory system and eyes. High concentrations may cause inflammation of the lungs and other complications. The material has <b>NOT</b> been classified by EC Directives or other classification systems as "harmful by inhalation". This is because of the lack of corroborating animal or human evidence.
Ingestion	Uncured cyanoacrylates are difficult to swallow as saliva cures the surface of the adhesive with negligible bonding. The cured material is considered to be non-hazardous. The material has <b>NOT</b> been classified by EC Directives or other classification systems as "harmful by ingestion". This is because of the lack of corroborating animal or human evidence.
Skin Contact	This material can cause inflammation of the skin on contact in some persons. The material may accentuate any pre-existing dermatitis condition. Skin contact is not thought to have harmful health effects (as classified under EC Directives); the material may still produce health damage following entry through wounds, lesions or abrasions. Small n-alkyl cyanoacrylates cause burns and irritation on skin contact. Exposure to their vapours can cause irritation, but usually only in dry conditions. Open cuts, abraded or irritated skin should not be exposed to this material. Entry into the blood-stream, through, for example, cuts, abrasions or lesions, may produce systemic injury with harmful effects. Examine the skin prior to the use of the material and ensure that any external damage is suitably protected.
Eye	This material causes serious eye irritation. Exposure to cyanoacrylate vapours can cause discomfort and tears, nasal discharge, and blurred vision. The eyelids may be glued shut.
Chronic	Long-term exposure to respiratory irritants may result in airways disease, involving difficulty breathing and related whole-body problems. Substance accumulation, in the human body, may occur and may cause some concern following repeated or long-term occupational exposure. Dermatitis may result from prolonged exposures. On repeated and prolonged exposure by skin contact or inhalation, a small proportion of individuals develop allergic sensitivities. Chronic exposure to cyanides and certain nitriles may result in interference to iodine uptake by thyroid gland and its consequent enlargement. This occurs following metabolic conversion of the cyanide moiety to thiocyanate.

### Environmental Hazards

See Section 12

### Other hazards

Inhalation may produce health damage\*.  
Cumulative effects may result following exposure\*.  
Possible respiratory and skin sensitizer\*.  
\*LIMITED EVIDENCE

No further product hazard information.

## SECTION 3 Composition / information on ingredients

## M-Bond 200 Adhesive

### Substances

See section below for composition of Mixtures

### Mixtures

CAS No	%[weight]	Name
7085-85-0	80-90	ethyl cyanoacrylate
<b>Legend:</b>	1. Classified by Chemwatch; 2. China Catalogue of Hazardous Chemicals; 3. Classification drawn from Regulation (EU) No 1272/2008 - Annex VI; 4. Classification drawn from C&L; * EU IOELVs available	

## SECTION 4 First aid measures

### Description of first aid measures

<b>Eye Contact</b>	<p><b>Eyelid Adhesion</b></p> <ul style="list-style-type: none"> <li>▶ Wash thoroughly with water and apply moist pad; maintain in position.</li> <li>▶ <b>DO NOT force separation.</b></li> <li>▶ Transport to hospital, or doctor without delay.</li> <li>▶ Minor eye contamination should be treated by copious washing with water or 1% sodium carbonate solution.</li> <li>▶ The eye will generally open without further action, typically in one to two days. there should be no residual damage.</li> <li>▶ Adhesive introduced</li> <li>▶ Removal of contact lenses after eye injury should only be undertaken by skilled personnel.</li> </ul> <p><b>Adhesive in the Eye:</b></p> <ul style="list-style-type: none"> <li>▶ Adhesive will attach itself to eye proteins and will disassociate from these over intermittent periods, usually within several hours.</li> <li>▶ This will result in weeping until clearance of the protein complex.</li> <li>▶ It is important to understand that disassociation will normally occur within a matter of hours even with gross contamination.</li> </ul>
<b>Skin Contact</b>	<p>Cyanoacrylate adhesives is a very fast setting and strong. they bond human tissues including skin in seconds. Experience shows that accidents involving cyanoacrylates are best handled by passive, non-surgical first aid.</p> <p><b>Skin Contact:</b></p> <ul style="list-style-type: none"> <li>▶ Remove excessive adhesive.</li> <li>▶ Soak in warm water - the adhesive should loosen from the skin in several hours. Dried adhesive does not present a health hazard.</li> <li>▶ Contact with clothes, fabric, rags or tissues may generate heat, and strong irritating odours; skin burns may also ensue.</li> </ul> <p><b>Skin Adhesion:</b></p> <ul style="list-style-type: none"> <li>▶ <b>IMMEDIATELY</b> immerse affected areas in warm water.</li> <li>▶ <b>DO NOT force bonded surfaces apart.</b></li> <li>▶ Use a gentle rolling action to peel surfaces apart if possible. It may be necessary to use a blunt edge such as a spatula or spoon handle. Do NOT attempt to pull the surfaces apart with a direct opposing action.</li> <li>▶ Remove any cured material with warm water.</li> <li>▶ Seek medical attention without delay.</li> <li>▶ A solvent such as acetone may be used (with care!) to separate bonded skin surfaces. <b>NEVER use solvent near eyes, mouth, cuts, or abrasions.</b></li> </ul>
<b>Inhalation</b>	<ul style="list-style-type: none"> <li>▶ If fumes, aerosols or combustion products are inhaled remove from contaminated area.</li> <li>▶ Other measures are usually unnecessary.</li> <li>▶ If fumes or combustion products are inhaled remove from contaminated area.</li> <li>▶ Lay patient down. Keep warm and rested.</li> <li>▶ Apply artificial respiration if not breathing, preferably with a demand valve resuscitator, bag-valve mask device, or pocket mask as trained. Perform CPR if necessary.</li> <li>▶ Transport to hospital, or doctor, without delay.</li> </ul>
<b>Ingestion</b>	<ul style="list-style-type: none"> <li>▶ Immediately give a glass of water.</li> <li>▶ First aid is not generally required. If in doubt, contact a Poisons Information Centre or a doctor.</li> <li>▶ For material bonded in the mouth seek medical/dental attention.</li> <li>▶ If lips are accidentally stuck together apply lots of warm water and encourage maximum wetting and pressure from saliva inside the mouth.</li> <li>▶ Peel or roll lips apart.</li> <li>▶ <b>Do NOT attempt to pull the lips with direct opposing action.</b></li> <li>▶ It is almost impossible to swallow cyanoacrylates. The adhesive solidifies and adheres in the mouth. Saliva will lip the adhesion in one or two days.</li> </ul>

### Advise for rescue team (PPE requirement for rescue personnel)

### Indication of any immediate medical attention and special treatment needed

It should never be necessary to use surgical means to separate tissues which become accidentally bonded. The action of physiological fluids or warm soapy water will cause this adhesive to eventually fail.  
Treat symptomatically.

## SECTION 5 Firefighting measures

### Extinguishing media

- ▶ Foam.
- ▶ Dry chemical powder.
- ▶ BCF (where regulations permit).
- ▶ Carbon dioxide.
- ▶ Water spray or fog - Large fires only.

### Special hazards arising from the substrate or mixture

<b>Fire Incompatibility</b>	▶ Avoid contamination with oxidising agents i.e. nitrates, oxidising acids, chlorine bleaches, pool chlorine etc. as ignition may result
-----------------------------	--

### Advice for firefighters

<b>Fire Fighting</b>	<ul style="list-style-type: none"> <li>▶ Alert Fire Brigade and tell them location and nature of hazard.</li> <li>▶ Wear full body protective clothing with breathing apparatus.</li> </ul>
----------------------	---

## M-Bond 200 Adhesive

	<ul style="list-style-type: none"> <li>▶ Prevent, by any means available, spillage from entering drains or water course.</li> <li>▶ Use water delivered as a fine spray to control fire and cool adjacent area.</li> <li>▶ Avoid spraying water onto liquid pools.</li> <li>▶ <b>DO NOT</b> approach containers suspected to be hot.</li> <li>▶ Cool fire exposed containers with water spray from a protected location.</li> <li>▶ If safe to do so, remove containers from path of fire.</li> </ul>
<b>Fire/Explosion Hazard</b>	<ul style="list-style-type: none"> <li>▶ Combustible.</li> <li>▶ Slight fire hazard when exposed to heat or flame.</li> <li>▶ Heating may cause expansion or decomposition leading to violent rupture of containers.</li> <li>▶ On combustion, may emit toxic fumes of carbon monoxide (CO).</li> <li>▶ May emit acrid smoke.</li> <li>▶ Mists containing combustible materials may be explosive.</li> </ul> <p>Combustion products include:</p> <ul style="list-style-type: none"> <li>▶ carbon dioxide (CO<sub>2</sub>)</li> <li>▶ nitrogen oxides (NO<sub>x</sub>)</li> <li>▶ other pyrolysis products typical of burning organic material.</li> </ul>

### SECTION 6 Accidental release measures

#### Personal precautions, protective equipment and emergency procedures

See section 8

#### Measures for Preventing Secondary Contamination

Refer to section above

#### Environmental precautions

See section 12

#### Methods and material for containment and cleaning up

<b>Minor Spills</b>	<p>If cloth has been used to wipe up spills, immediately soak the cloth in water to produce polymerisation and prevent possibility of autoignition.</p> <ul style="list-style-type: none"> <li>▶ Clean up all spills immediately.</li> <li>▶ Avoid breathing vapours and contact with skin and eyes.</li> <li>▶ Control personal contact with the substance, by using protective equipment.</li> <li>▶ Contain and absorb spill with sand, earth, inert material or vermiculite.</li> <li>▶ Wipe up.</li> <li>▶ Place in a suitable, labelled container for waste disposal.</li> </ul>
<b>Major Spills</b>	<p>Moderate hazard.</p> <ul style="list-style-type: none"> <li>▶ Clear area of personnel and move upwind.</li> <li>▶ Alert Fire Brigade and tell them location and nature of hazard.</li> <li>▶ Wear breathing apparatus plus protective gloves.</li> <li>▶ Prevent, by any means available, spillage from entering drains or water course.</li> <li>▶ No smoking, naked lights or ignition sources.</li> <li>▶ Increase ventilation.</li> <li>▶ Stop leak if safe to do so.</li> <li>▶ Contain spill with sand, earth or vermiculite.</li> <li>▶ Collect recoverable product into labelled containers for recycling.</li> <li>▶ Absorb remaining product with sand, earth or vermiculite.</li> <li>▶ Collect solid residues and seal in labelled drums for disposal.</li> <li>▶ Wash area and prevent runoff into drains.</li> <li>▶ If contamination of drains or waterways occurs, advise emergency services.</li> </ul>

Personal Protective Equipment advice is contained in Section 8 of the SDS.

### SECTION 7 Handling and storage

#### Precautions for safe handling

<b>Safe handling</b>	<ul style="list-style-type: none"> <li>▶ Avoid skin contact, including inhalation.</li> <li>▶ Wear protective clothing when risk of exposure occurs.</li> <li>▶ Use in a well-ventilated area.</li> <li>▶ Prevent concentration in hollows and sumps.</li> <li>▶ <b>DO NOT enter confined spaces until atmosphere has been checked.</b></li> <li>▶ Avoid smoking, naked lights or ignition sources.</li> <li>▶ Avoid contact with incompatible materials.</li> <li>▶ When handling, <b>DO NOT eat, drink or smoke.</b></li> <li>▶ Keep containers securely sealed when not in use.</li> <li>▶ Avoid physical damage to containers.</li> <li>▶ Always wash hands with soap and water after handling.</li> <li>▶ Work clothes should be laundered separately.</li> <li>▶ Use good occupational work practice.</li> <li>▶ Observe manufacturer's storage and handling recommendations contained within this SDS.</li> <li>▶ Atmosphere should be regularly checked against established exposure standards to ensure safe working conditions.</li> <li>▶ <b>DO NOT allow clothing wet with material to stay in contact with skin</b></li> </ul>
<b>Other information</b>	<ul style="list-style-type: none"> <li>▶ Store in original containers.</li> <li>▶ Keep containers securely sealed.</li> <li>▶ Store in a cool, dry, well-ventilated area.</li> <li>▶ Store away from incompatible materials and foodstuff containers.</li> <li>▶ Protect containers against physical damage and check regularly for leaks.</li> <li>▶ Observe manufacturer's storage and handling recommendations contained within this SDS.</li> </ul>

#### Conditions for safe storage, including any incompatibilities

<b>Suitable container</b>	<ul style="list-style-type: none"> <li>▶ Metal can or drum</li> <li>▶ Packaging as recommended by manufacturer.</li> </ul>
---------------------------	--

## M-Bond 200 Adhesive

	<ul style="list-style-type: none"> <li>▶ Check all containers are clearly labelled and free from leaks.</li> </ul>
<b>Storage incompatibility</b>	<p>For cyanoacrylates:</p> <ul style="list-style-type: none"> <li>▶ Avoid contact with acids, bases, amines.</li> <li>▶ Avoid contact with clothes, fabric, rags (especially cotton and wool) rubber or paper; contact may cause polymerisation.</li> <li>▶ Cyanoacrylate adhesives undergo anionic polymerization in the presence of a weak base, such as water, and are stabilized through the addition of a weak acid. The stabiliser is usually in the form of a weak acidic gas such as SO<sub>2</sub>, NO, or BF<sub>3</sub>. An essential function of the stabiliser is to prevent polymerisation in the container, which is usually made of polyethylene. If too little stabiliser is added, the product will be prone to premature polymerization and if too much is added it will be less active and function less effectively as an adhesive.</li> <li>▶ When the adhesive contacts a slightly alkaline surface, trace amounts of adsorbed water or hydroxide ions (OH<sup>-</sup>) that are present on the substrate's surface neutralise the acidic stabilizer in the adhesive, resulting in rapid polymerisation.</li> <li>▶ Unmodified cyanoacrylate adhesives do not polymerise readily on acidic surfaces such as wood or dichromated metals.</li> <li>▶ Cyanoacrylate adhesives (or super-glues) do not wet or adhere well to polyolefins. The surface tension of the adhesive is much higher than that of the substrate. However, polyolefins can be primed for adhesion with cyanoacrylates by certain chemical compounds normally considered to be activators for cyanoacrylate polymerisation.</li> <li>▶ Free radical stabilisers such as hydroquinone are added to improve storage stability</li> <li>▶ Segregate from alcohol, water.</li> <li>▶ Avoid reaction with oxidising agents</li> </ul>

### SECTION 8 Exposure controls / personal protection


#### Control parameters

Occupational Exposure Limits (OEL)

#### INGREDIENT DATA

Not Available

#### Exposure controls

<b>Appropriate engineering controls</b>	<p>Engineering controls are used to remove a hazard or place a barrier between the worker and the hazard. Well-designed engineering controls can be highly effective in protecting workers and will typically be independent of worker interactions to provide this high level of protection. The basic types of engineering controls are:</p> <p>Process controls which involve changing the way a job activity or process is done to reduce the risk.</p> <p>Enclosure and/or isolation of emission source which keeps a selected hazard "physically" away from the worker and ventilation that strategically "adds" and "removes" air in the work environment. Ventilation can remove or dilute an air contaminant if designed properly. The design of a ventilation system must match the particular process and chemical or contaminant in use. Employers may need to use multiple types of controls to prevent employee overexposure.</p> <p>Local exhaust ventilation usually required. If risk of overexposure exists, wear approved respirator. Correct fit is essential to obtain adequate protection. Supplied-air type respirator may be required in special circumstances. Correct fit is essential to ensure adequate protection. An approved self contained breathing apparatus (SCBA) may be required in some situations.</p> <p>Provide adequate ventilation in warehouse or closed storage area. Air contaminants generated in the workplace possess varying "escape" velocities which, in turn, determine the "capture velocities" of fresh circulating air required to effectively remove the contaminant.</p> <table border="1" style="width: 100%; border-collapse: collapse;"> <thead> <tr> <th style="text-align: left;">Type of Contaminant:</th> <th style="text-align: left;">Air Speed:</th> </tr> </thead> <tbody> <tr> <td>solvent, vapours, degreasing etc., evaporating from tank (in still air).</td> <td>0.25-0.5 m/s (50-100 f/min.)</td> </tr> <tr> <td>aerosols, fumes from pouring operations, intermittent container filling, low speed conveyer transfers, welding, spray drift, plating acid fumes, pickling (released at low velocity into zone of active generation)</td> <td>0.5-1 m/s (100-200 f/min.)</td> </tr> <tr> <td>direct spray, spray painting in shallow booths, drum filling, conveyer loading, crusher dusts, gas discharge (active generation into zone of rapid air motion)</td> <td>1-2.5 m/s (200-500 f/min.)</td> </tr> <tr> <td>grinding, abrasive blasting, tumbling, high speed wheel generated dusts (released at high initial velocity into zone of very high rapid air motion).</td> <td>2.5-10 m/s (500-2000 f/min.)</td> </tr> </tbody> </table> <p>Within each range the appropriate value depends on:</p> <table border="1" style="width: 100%; border-collapse: collapse;"> <thead> <tr> <th style="text-align: left;">Lower end of the range</th> <th style="text-align: left;">Upper end of the range</th> </tr> </thead> <tbody> <tr> <td>1: Room air currents minimal or favourable to capture</td> <td>1: Disturbing room air currents</td> </tr> <tr> <td>2: Contaminants of low toxicity or of nuisance value only.</td> <td>2: Contaminants of high toxicity</td> </tr> <tr> <td>3: Intermittent, low production.</td> <td>3: High production, heavy use</td> </tr> <tr> <td>4: Large hood or large air mass in motion</td> <td>4: Small hood-local control only</td> </tr> </tbody> </table> <p>Simple theory shows that air velocity falls rapidly with distance away from the opening of a simple extraction pipe. Velocity generally decreases with the square of distance from the extraction point (in simple cases). Therefore the air speed at the extraction point should be adjusted, accordingly, after reference to distance from the contaminating source. The air velocity at the extraction fan, for example, should be a minimum of 1-2 m/s (200-400 f/min) for extraction of solvents generated in a tank 2 meters distant from the extraction point. Other mechanical considerations, producing performance deficits within the extraction apparatus, make it essential that theoretical air velocities are multiplied by factors of 10 or more when extraction systems are installed or used.</p>	Type of Contaminant:	Air Speed:	solvent, vapours, degreasing etc., evaporating from tank (in still air).	0.25-0.5 m/s (50-100 f/min.)	aerosols, fumes from pouring operations, intermittent container filling, low speed conveyer transfers, welding, spray drift, plating acid fumes, pickling (released at low velocity into zone of active generation)	0.5-1 m/s (100-200 f/min.)	direct spray, spray painting in shallow booths, drum filling, conveyer loading, crusher dusts, gas discharge (active generation into zone of rapid air motion)	1-2.5 m/s (200-500 f/min.)	grinding, abrasive blasting, tumbling, high speed wheel generated dusts (released at high initial velocity into zone of very high rapid air motion).	2.5-10 m/s (500-2000 f/min.)	Lower end of the range	Upper end of the range	1: Room air currents minimal or favourable to capture	1: Disturbing room air currents	2: Contaminants of low toxicity or of nuisance value only.	2: Contaminants of high toxicity	3: Intermittent, low production.	3: High production, heavy use	4: Large hood or large air mass in motion	4: Small hood-local control only
Type of Contaminant:	Air Speed:																				
solvent, vapours, degreasing etc., evaporating from tank (in still air).	0.25-0.5 m/s (50-100 f/min.)																				
aerosols, fumes from pouring operations, intermittent container filling, low speed conveyer transfers, welding, spray drift, plating acid fumes, pickling (released at low velocity into zone of active generation)	0.5-1 m/s (100-200 f/min.)																				
direct spray, spray painting in shallow booths, drum filling, conveyer loading, crusher dusts, gas discharge (active generation into zone of rapid air motion)	1-2.5 m/s (200-500 f/min.)																				
grinding, abrasive blasting, tumbling, high speed wheel generated dusts (released at high initial velocity into zone of very high rapid air motion).	2.5-10 m/s (500-2000 f/min.)																				
Lower end of the range	Upper end of the range																				
1: Room air currents minimal or favourable to capture	1: Disturbing room air currents																				
2: Contaminants of low toxicity or of nuisance value only.	2: Contaminants of high toxicity																				
3: Intermittent, low production.	3: High production, heavy use																				
4: Large hood or large air mass in motion	4: Small hood-local control only																				
<b>Individual protection measures, such as personal protective equipment</b>																					
<b>Eye and face protection</b>	<ul style="list-style-type: none"> <li>▶ Safety glasses with side shields.</li> <li>▶ Chemical goggles. [AS/NZS 1337.1, EN166 or national equivalent]</li> <li>▶ Contact lenses may pose a special hazard; soft contact lenses may absorb and concentrate irritants. A written policy document, describing the wearing of lenses or restrictions on use, should be created for each workplace or task. This should include a review of lens absorption and adsorption for the class of chemicals in use and an account of injury experience. Medical and first-aid personnel should be trained in their removal and suitable equipment should be readily available. In the event of chemical exposure, begin eye irrigation immediately and remove contact lens as soon as practicable. Lens should be removed at the first signs of eye redness or irritation - lens should be removed in a clean environment only after workers have washed hands thoroughly. [CDC NIOSH Current Intelligence Bulletin 59].</li> </ul>																				
<b>Skin protection</b>	See Hand protection below																				
<b>Hands/feet protection</b>	<ul style="list-style-type: none"> <li>▶ Wear chemical protective gloves, e.g. PVC.</li> <li>▶ Wear safety footwear or safety gumboots, e.g. Rubber</li> </ul> <p>The selection of suitable gloves does not only depend on the material, but also on further marks of quality which vary from manufacturer to manufacturer. Where the chemical is a preparation of several substances, the resistance of the glove material can not be calculated in</p>																				

## M-Bond 200 Adhesive

	<p>advance and has therefore to be checked prior to the application.</p> <p>The exact break through time for substances has to be obtained from the manufacturer of the protective gloves and has to be observed when making a final choice.</p> <p>Personal hygiene is a key element of effective hand care. Gloves must only be worn on clean hands. After using gloves, hands should be washed and dried thoroughly. Application of a non-perfumed moisturiser is recommended.</p> <p>Suitability and durability of glove type is dependent on usage. Important factors in the selection of gloves include:</p> <ul style="list-style-type: none"> <li>· frequency and duration of contact,</li> <li>· chemical resistance of glove material,</li> <li>· glove thickness and</li> <li>· dexterity</li> </ul> <p>Select gloves tested to a relevant standard (e.g. Europe EN 374, US F739, AS/NZS 2161.1 or national equivalent).</p> <ul style="list-style-type: none"> <li>· When prolonged or frequently repeated contact may occur, a glove with a protection class of 5 or higher (breakthrough time greater than 240 minutes according to EN 374, AS/NZS 2161.10.1 or national equivalent) is recommended.</li> <li>· When only brief contact is expected, a glove with a protection class of 3 or higher (breakthrough time greater than 60 minutes according to EN 374, AS/NZS 2161.10.1 or national equivalent) is recommended.</li> <li>· Some glove polymer types are less affected by movement and this should be taken into account when considering gloves for long-term use.</li> <li>· Contaminated gloves should be replaced.</li> </ul> <p>As defined in ASTM F-739-96 in any application, gloves are rated as:</p> <ul style="list-style-type: none"> <li>· Excellent when breakthrough time &gt; 480 min</li> <li>· Good when breakthrough time &gt; 20 min</li> <li>· Fair when breakthrough time &lt; 20 min</li> <li>· Poor when glove material degrades</li> </ul> <p>For general applications, gloves with a thickness typically greater than 0.35 mm, are recommended.</p> <p>It should be emphasised that glove thickness is not necessarily a good predictor of glove resistance to a specific chemical, as the permeation efficiency of the glove will be dependent on the exact composition of the glove material. Therefore, glove selection should also be based on consideration of the task requirements and knowledge of breakthrough times.</p> <p>Glove thickness may also vary depending on the glove manufacturer, the glove type and the glove model. Therefore, the manufacturers technical data should always be taken into account to ensure selection of the most appropriate glove for the task.</p> <p>Note: Depending on the activity being conducted, gloves of varying thickness may be required for specific tasks. For example:</p> <ul style="list-style-type: none"> <li>· Thinner gloves (down to 0.1 mm or less) may be required where a high degree of manual dexterity is needed. However, these gloves are only likely to give short duration protection and would normally be just for single use applications, then disposed of.</li> <li>· Thicker gloves (up to 3 mm or more) may be required where there is a mechanical (as well as a chemical) risk i.e. where there is abrasion or puncture potential</li> </ul> <p>Gloves must only be worn on clean hands. After using gloves, hands should be washed and dried thoroughly. Application of a non-perfumed moisturiser is recommended.</p> <ul style="list-style-type: none"> <li>▸ Polyethylene gloves</li> </ul>
<b>Body protection</b>	See Other protection below
<b>Other protection</b>	<ul style="list-style-type: none"> <li>▸ Overalls.</li> <li>▸ P.V.C apron.</li> <li>▸ Barrier cream.</li> <li>▸ Skin cleansing cream.</li> <li>▸ Eye wash unit.</li> </ul>

### Respiratory protection

Type A-P Filter of sufficient capacity. (AS/NZS 1716 & 1715, EN 143:2000 & 149:2001, ANSI Z88 or national equivalent)

Selection of the Class and Type of respirator will depend upon the level of breathing zone contaminant and the chemical nature of the contaminant. Protection Factors (defined as the ratio of contaminant outside and inside the mask) may also be important.

Required minimum protection factor	Maximum gas/vapour concentration present in air p.p.m. (by volume)	Half-face Respirator	Full-Face Respirator
up to 10	1000	A-AUS / Class1 P2	-
up to 50	1000	-	A-AUS / Class 1 P2
up to 50	5000	Airline *	-
up to 100	5000	-	A-2 P2
up to 100	10000	-	A-3 P2
100+			Airline**

\* - Continuous Flow \*\* - Continuous-flow or positive pressure demand

A(All classes) = Organic vapours, B AUS or B1 = Acid gasses, B2 = Acid gas or hydrogen cyanide(HCN), B3 = Acid gas or hydrogen cyanide(HCN), E = Sulfur dioxide(SO<sub>2</sub>), G = Agricultural chemicals, K = Ammonia(NH<sub>3</sub>), Hg = Mercury, NO = Oxides of nitrogen, MB = Methyl bromide, AX = Low boiling point organic compounds(below 65 degC)

- Cartridge respirators should never be used for emergency ingress or in areas of unknown vapour concentrations or oxygen content.
- The wearer must be warned to leave the contaminated area immediately on detecting any odours through the respirator. The odour may indicate that the mask is not functioning properly, that the vapour concentration is too high, or that the mask is not properly fitted. Because of these limitations, only restricted use of cartridge respirators is considered appropriate.
- Cartridge performance is affected by humidity. Cartridges should be changed after 2 hr of continuous use unless it is determined that the humidity is less than 75%, in which case, cartridges can be used for 4 hr. Used cartridges should be discarded daily, regardless of the length of time used

## SECTION 9 Physical and chemical properties

### Information on basic physical and chemical properties

<b>Appearance</b>	Colorless liquid.		
<b>Physical state</b>	Liquid	<b>Relative density (Water = 1)</b>	Not Available
<b>Odour</b>	Not Available	<b>Partition coefficient n-octanol / water</b>	Not Available
<b>Odour threshold</b>	Not Available	<b>Auto-ignition temperature (°C)</b>	480
<b>pH (as supplied)</b>	Not Available	<b>Decomposition temperature (°C)</b>	Not Available
<b>Melting point / freezing point (°C)</b>	-31	<b>Viscosity (cSt)</b>	Not Available

## M-Bond 200 Adhesive

Initial boiling point and boiling range (°C)	214	Molecular weight (g/mol)	Not Available
Flash point (°C)	65.6-93.3	Taste	Not Available
Evaporation rate	Not Available	Explosive properties	Not Available
Flammability	Combustible.	Oxidising properties	Not Available
Upper Explosive Limit (%)	Not Available	Surface Tension (dyn/cm or mN/m)	Not Available
Lower Explosive Limit (%)	Not Available	Volatile Component (%vol)	Not Available
Vapour pressure (kPa)	Not Available	Gas group	Not Available
Solubility in water	Immiscible	pH as a solution (1%)	Not Available
Vapour density (Air = 1)	1.043	VOC g/L	Not Available
Heat of Combustion (kJ/g)	Not Available	Ignition Distance (cm)	Not Available
Flame Height (cm)	Not Available	Flame Duration (s)	Not Available
Enclosed Space Ignition Time Equivalent (s/m3)	Not Available	Enclosed Space Ignition Deflagration Density (g/m3)	Not Available

## SECTION 10 Stability and reactivity

Reactivity	See section 7
Chemical stability	<ul style="list-style-type: none"> <li>▶ Unstable in the presence of incompatible materials.</li> <li>▶ Product is considered stable.</li> <li>▶ Hazardous polymerisation will not occur.</li> </ul>
Possibility of hazardous reactions	See section 7
Conditions to avoid	See section 7
Incompatible materials	See section 7
Hazardous decomposition products	See section 5

## SECTION 11 Toxicological information

a) Acute Toxicity	Based on available data, the classification criteria are not met.
b) Skin Irritation/Corrosion	There is sufficient evidence to classify this material as skin corrosive or irritating.
c) Serious Eye Damage/Irritation	There is sufficient evidence to classify this material as eye damaging or irritating
d) Respiratory or Skin sensitisation	Based on available data, the classification criteria are not met.
e) Mutagenicity	Based on available data, the classification criteria are not met.
f) Carcinogenicity	Based on available data, the classification criteria are not met.
g) Reproductivity	Based on available data, the classification criteria are not met.
h) STOT - Single Exposure	There is sufficient evidence to classify this material as toxic to specific organs through single exposure
i) STOT - Repeated Exposure	Based on available data, the classification criteria are not met.
j) Aspiration Hazard	Based on available data, the classification criteria are not met.

M-Bond 200 Adhesive	<b>TOXICITY</b>	<b>IRRITATION</b>
	Not Available	Not Available
ethyl cyanoacrylate	<b>TOXICITY</b>	<b>IRRITATION</b>
	Dermal (rabbit) LD50: 233.2 mg/kg <sup>[2]</sup>	Eye (Rodent - rabbit): 0.1mL
	Inhalation (Rat) LC50: 5.278 mg/L4h <sup>[2]</sup>	Eye: adverse effect observed (irritating) <sup>[1]</sup>
	Oral (Rat) LD50: 190.8 mg/kg <sup>[2]</sup>	Skin (Human - woman): 10%
		Skin (Rodent - rabbit): 0.5gm - Mild
	Skin (Rodent - rabbit): 500uL/24H - Mild	
	Skin: adverse effect observed (irritating) <sup>[1]</sup>	

**Legend:** 1. Value obtained from Europe ECHA Registered Substances - Acute toxicity 2. Value obtained from manufacturer's SDS. Unless otherwise specified data extracted from RTECS - Register of Toxic Effect of chemical Substances

<b>ETHYL CYANOACRYLATE</b>	* [AIHAAP]
<b>M-Bond 200 Adhesive &amp; ETHYL CYANOACRYLATE</b>	<p>Asthma-like symptoms may continue for months or even years after exposure to the material ends. This may be due to a non-allergic condition known as reactive airways dysfunction syndrome (RADS) which can occur after exposure to high levels of highly irritating compound. Main criteria for diagnosing RADS include the absence of previous airways disease in a non-atopic individual, with sudden onset of persistent asthma-like symptoms within minutes to hours of a documented exposure to the irritant. Other criteria for diagnosis of RADS include a reversible airflow pattern on lung function tests, moderate to severe bronchial hyperreactivity on methacholine challenge testing, and the lack of minimal lymphocytic inflammation, without eosinophilia. RADS (or asthma) following an irritating inhalation is an infrequent disorder with rates related to the concentration of and duration of exposure to the irritating substance. On the other hand, industrial bronchitis is a disorder that occurs as a result of exposure due to high concentrations of irritating substance (often particles) and is completely reversible after exposure ceases. The disorder is characterized by difficulty breathing, cough and mucus production.</p> <p>For methyl cyanoacrylate (MCA) and ethyl cyanoacrylate (ECA)</p> <p>Studies show that the key toxicological features of MCA and ECA are as a result of local activity at the site of contact. Liquid MCA and ECA may cause eye and skin irritation on repeated exposure but inconclusive evidence of skin sensitization and asthma causing effect. ECA and</p>

## M-Bond 200 Adhesive

MCA does not cause genetic toxicity but presents similar health effect predicted to be due to its similar dose-response relationship, close structural similarities, similar physicochemical properties and toxicological profiles.

<b>Acute Toxicity</b>	✗	<b>Carcinogenicity</b>	✗
<b>Skin Irritation/Corrosion</b>	✓	<b>Reproductivity</b>	✗
<b>Serious Eye Damage/Irritation</b>	✓	<b>STOT - Single Exposure</b>	✓
<b>Respiratory or Skin sensitisation</b>	✗	<b>STOT - Repeated Exposure</b>	✗
<b>Mutagenicity</b>	✗	<b>Aspiration Hazard</b>	✗

**Legend:** ✗ – Data either not available or does not fill the criteria for classification  
 ✓ – Data available to make classification

## SECTION 12 Ecological information

## Toxicity

M-Bond 200 Adhesive	Endpoint	Test Duration (hr)	Species	Value	Source
	Not Available	Not Available	Not Available	Not Available	Not Available
ethyl cyanoacrylate	Endpoint	Test Duration (hr)	Species	Value	Source
	Not Available	Not Available	Not Available	Not Available	Not Available
<b>Legend:</b>	Extracted from 1. IUCLID Toxicity Data 2. Europe ECHA Registered Substances - Ecotoxicological Information - Aquatic Toxicity 3. US EPA, Ecotox database - Aquatic Toxicity Data 4. ECETOC Aquatic Hazard Assessment Data 5. NITE (Japan) - Bioconcentration Data 6. METI (Japan) - Bioconcentration Data 7. Vendor Data				

Substances containing unsaturated carbons are ubiquitous in indoor environments. They result from many sources (see below). Most are reactive with environmental ozone and many produce stable products which are thought to adversely affect human health. The potential for surfaces in an enclosed space to facilitate reactions should be considered.

Source of unsaturated substances	Unsaturated substances (Reactive Emissions)	Major Stable Products produced following reaction with ozone
Occupants (exhaled breath, ski oils, personal care products)	Isoprene, nitric oxide, squalene, unsaturated sterols, oleic acid and other unsaturated fatty acids, unsaturated oxidation products	Methacrolein, methyl vinyl ketone, nitrogen dioxide, acetone, 6MHQ, geranyl acetone, 4OPA, formaldehyde, nonanal, decanal, 9-oxo-nonanoic acid, azelaic acid, nonanoic acid.
Soft woods, wood flooring, including cypress, cedar and silver fir boards, houseplants	Isoprene, limonene, alpha-pinene, other terpenes and sesquiterpenes	Formaldehyde, 4-AMC, pinoaldehyde, pinic acid, pinonic acid, formic acid, methacrolein, methyl vinyl ketone, SOAs including ultrafine particles
Carpets and carpet backing	4-Phenylcyclohexene, 4-vinylcyclohexene, styrene, 2-ethylhexyl acrylate, unsaturated fatty acids and esters	Formaldehyde, acetaldehyde, benzaldehyde, hexanal, nonanal, 2-nonenal
Linoleum and paints/polishes containing linseed oil	Linoleic acid, linolenic acid	Propanal, hexanal, nonanal, 2-heptenal, 2-nonenal, 2-decenal, 1-pentene-3-one, propionic acid, n-butyric acid
Latex paint	Residual monomers	Formaldehyde
Certain cleaning products, polishes, waxes, air fresheners	Limonene, alpha-pinene, terpinolene, alpha-terpineol, linalool, linalyl acetate and other terpenoids, longifolene and other sesquiterpenes	Formaldehyde, acetaldehyde, glycoaldehyde, formic acid, acetic acid, hydrogen and organic peroxides, acetone, benzaldehyde, 4-hydroxy-4-methyl-5-hexen-1-ol, 5-ethenyl-dihydro-5-methyl-2(3H)-furanone, 4-AMC, SOAs including ultrafine particles
Natural rubber adhesive	Isoprene, terpenes	Formaldehyde, methacrolein, methyl vinyl ketone
Photocopier toner, printed paper, styrene polymers	Styrene	Formaldehyde, benzaldehyde
Environmental tobacco smoke	Styrene, acrolein, nicotine	Formaldehyde, benzaldehyde, hexanal, glyoxal, N-methylformamide, nicotinaldehyde, cotinine
Soiled clothing, fabrics, bedding	Squalene, unsaturated sterols, oleic acid and other saturated fatty acids	Acetone, geranyl acetone, 6MHO, 4OPA, formaldehyde, nonanal, decanal, 9-oxo-nonanoic acid, azelaic acid, nonanoic acid
Soiled particle filters	Unsaturated fatty acids from plant waxes, leaf litter, and other vegetative debris; soot; diesel particles	Formaldehyde, nonanal, and other aldehydes; azelaic acid; nonanoic acid; 9-oxo-nonanoic acid and other oxo-acids; compounds with mixed functional groups (=O, -OH, and -COOH)
Ventilation ducts and duct liners	Unsaturated fatty acids and esters, unsaturated oils, neoprene	C5 to C10 aldehydes
"Urban grime"	Polycyclic aromatic hydrocarbons	Oxidized polycyclic aromatic hydrocarbons
Perfumes, colognes, essential oils (e.g. lavender, eucalyptus, tea tree)	Limonene, alpha-pinene, linalool, linalyl acetate, terpinene-4-ol, gamma-terpinene	Formaldehyde, 4-AMC, acetone, 4-hydroxy-4-methyl-5-hexen-1-ol, 5-ethenyl-dihydro-5-methyl-2(3H) furanone, SOAs including ultrafine particles
Overall home emissions	Limonene, alpha-pinene, styrene	Formaldehyde, 4-AMC, pinonaldehyde, acetone, pinic acid, pinonic acid, formic acid, benzaldehyde, SOAs including ultrafine particles

Abbreviations: 4-AMC, 4-acetyl-1-methylcyclohexene; 6MHQ, 6-methyl-5-heptene-2-one, 4OPA, 4-oxopentanal, SOA, Secondary Organic Aerosols  
 Reference: Charles J Weschler; Environmental Health Perspectives, Vol 114, October 2006

**DO NOT discharge into sewer or waterways.**

## Persistence and degradability

Ingredient	Persistence: Water/Soil	Persistence: Air
ethyl cyanoacrylate	LOW	LOW

## Bioaccumulative potential

Ingredient	Bioaccumulation
ethyl cyanoacrylate	LOW (LogKOW = 1.42)

## Mobility in soil

Ingredient	Mobility
ethyl cyanoacrylate	LOW (Log KOC = 6.847)

## Other adverse effects

## M-Bond 200 Adhesive

No evidence of ozone depleting properties were found in the current literature.


### SECTION 13 Disposal considerations

#### Waste treatment methods

<b>Waste chemicals:</b>	<p>Legislation addressing waste disposal requirements may differ by country, state and/ or territory. Each user must refer to laws operating in their area. In some areas, certain wastes must be tracked.</p> <p>A Hierarchy of Controls seems to be common - the user should investigate:</p> <ul style="list-style-type: none"> <li>▶ Reduction</li> <li>▶ Reuse</li> <li>▶ Recycling</li> <li>▶ Disposal (if all else fails)</li> </ul> <p>This material may be recycled if unused, or if it has not been contaminated so as to make it unsuitable for its intended use. If it has been contaminated, it may be possible to reclaim the product by filtration, distillation or some other means. Shelf life considerations should also be applied in making decisions of this type. Note that properties of a material may change in use, and recycling or reuse may not always be appropriate.</p> <ul style="list-style-type: none"> <li>▶ <b>DO NOT allow wash water from cleaning or process equipment to enter drains.</b></li> <li>▶ It may be necessary to collect all wash water for treatment before disposal.</li> <li>▶ In all cases disposal to sewer may be subject to local laws and regulations and these should be considered first.</li> <li>▶ Where in doubt contact the responsible authority.</li> <li>▶ Recycle wherever possible or consult manufacturer for recycling options.</li> <li>▶ Consult State Land Waste Authority for disposal.</li> <li>▶ Bury or incinerate residue at an approved site.</li> <li>▶ Recycle containers if possible, or dispose of in an authorised landfill.</li> </ul>
<b>Contaminated packing materials:</b>	Refer to section above
<b>Precautions for Transport:</b>	Refer to section above

### SECTION 14 Transport information

#### Labels Required

	
<b>Marine Pollutant</b>	NO

#### Land transport (UN)

#### Air transport (ICAO-IATA / DGR)

14.1. UN number	3334	
14.2. UN proper shipping name	Aviation regulated liquid, n.o.s. * (contains ethyl cyanoacrylate)	
14.3. Transport hazard class(es)	ICAO/IATA Class	9
	ICAO / IATA Subsidiary Hazard	Not Applicable
	ERG Code	9A
14.4. Packing group	III	
14.5. Environmental hazard	Not Applicable	
14.6. Special precautions for user	Special provisions	A27
	Cargo Only Packing Instructions	964
	Cargo Only Maximum Qty / Pack	450L
	Passenger and Cargo Packing Instructions	964
	Passenger and Cargo Maximum Qty / Pack	450L
	Passenger and Cargo Limited Quantity Packing Instructions	Y964
	Passenger and Cargo Limited Maximum Qty / Pack	30 kg G

#### Sea transport (IMDG-Code / GGVSee): NOT REGULATED FOR TRANSPORT OF DANGEROUS GOODS

#### 14.7. Maritime transport in bulk according to IMO instruments

##### 14.7.1. Transport in bulk according to Annex II of MARPOL and the IBC code

Not Applicable

##### 14.7.2. Transport in bulk in accordance with MARPOL Annex V and the IMSBC Code

Product name	Group
ethyl cyanoacrylate	Not Applicable

##### 14.7.3. Transport in bulk in accordance with the IGC Code

Product name	Ship Type
ethyl cyanoacrylate	Not Applicable

## M-Bond 200 Adhesive

### Precautions for Transport

Transportation precautions:

- Documentation covering all dangerous goods carried on the vehicle
- The transport unit must be placarded and marked in accordance with relevant transporting requirements.
- Personal protective equipment must be in sufficient quantities and suitable for use by the driver of the vehicle and where required for escape purposes, any other persons travelling in the vehicle.
- Vehicles transporting dangerous goods need to be equipped with sufficient and adequate fire protection systems and emergency equipment to handle spillages.
- Generally compatible, however refer to SDS for further details:  
Class 2.1, 2.2, 2.2 (subrisk 5.1), 2.3, 3, 4.1, 4.2, 4.3 6.1,8, 9
- If applicable, use appropriate types of segregation devices to isolate incompatible dangerous goods:
- Routes for road vehicles should avoid heavily populated or environmentally sensitive areas, congested crossings or a concentration of people
- Vehicle exhaust or hot engine components must be shielded to ensure cargo temperatures cannot be raised.

### Suitable Containers

See section 7

## SECTION 15 Regulatory information

### Safety, health and environmental regulations / legislation specific for the substance or mixture

ethyl cyanoacrylate is found on the following regulatory lists

China Inventory of Existing Chemical Substance  
China List of Dangerous Goods (GB12268-2025) (Chinese)

### Additional Regulatory Information

Not Applicable

### National Inventory Status

National Inventory	Status
Australia - AIC / Australia Non-Industrial Use	Yes
Canada - DSL	Yes
Canada - NDSL	No (ethyl cyanoacrylate)
China - IECSC	Yes
Europe - EINEC / ELINCS / NLP	Yes
Japan - ENCS	Yes
Korea - KECI	Yes
New Zealand - NZIoC	Yes
Philippines - PICCS	Yes
USA - TSCA	All chemical substances in this product have been designated as TSCA Inventory 'Active'
Taiwan - TCSI	Yes
Mexico - INSQ	Yes
Vietnam - NCI	Yes
Russia - FBEPH	Yes
UAE - Control List (Banned/Restricted Substances)	No (ethyl cyanoacrylate)
<b>Legend:</b>	Yes = All CAS declared ingredients are on the inventory No = One or more of the CAS listed ingredients are not on the inventory. These ingredients may be exempt or will require registration.

## SECTION 16 Other information

<b>Revision Date</b>	03/02/2026
<b>Initial Date</b>	11/27/2025

### SDS Version Summary

Version	Date of Update	Sections Updated
5.0	03/01/2026	Toxicological information - Chronic Health, Hazards identification - Classification, Ecological Information - Environmental, Firefighting measures - Fire Fighter (fire/explosion hazard), First Aid measures - First Aid (skin), Composition / information on ingredients - Ingredients

### Other information

The SDS is a Hazard Communication tool and should be used to assist in the Risk Assessment. Many factors determine whether the reported Hazards are Risks in the workplace or other settings. Risks may be determined by reference to Exposures Scenarios. Scale of use, frequency of use and current or available engineering controls must be considered.

### Disclaimer

The information in the SDS applies only for the specified product and does not include mixtures of this product with other substances and mixtures. The SDS provides product safety information for personnel trained to use this product only.

Powered by AuthorITe, from Chemwatch.



## Disclaimer

ALL PRODUCTS, PRODUCT SPECIFICATIONS AND DATA ARE SUBJECT TO CHANGE WITHOUT NOTICE.

Vishay Precision Group, Inc., its affiliates, agents, and employees, and all persons acting on its or their behalf (collectively, "VPG"), disclaim any and all liability for any errors, inaccuracies or incompleteness contained herein or in any other disclosure relating to any product.

The product specifications do not expand or otherwise modify VPG's terms and conditions of purchase, including but not limited to, the warranty expressed therein.

VPG makes no warranty, representation or guarantee other than as set forth in the terms and conditions of purchase. **To the maximum extent permitted by applicable law, VPG disclaims (i) any and all liability arising out of the application or use of any product, (ii) any and all liability, including without limitation special, consequential or incidental damages, and (iii) any and all implied warranties, including warranties of fitness for particular purpose, non-infringement and merchantability.**

Information provided in datasheets and/or specifications may vary from actual results in different applications and performance may vary over time. Statements regarding the suitability of products for certain types of applications are based on VPG's knowledge of typical requirements that are often placed on VPG products. It is the customer's responsibility to validate that a particular product with the properties described in the product specification is suitable for use in a particular application. You should ensure you have the current version of the relevant information by contacting VPG prior to performing installation or use of the product, such as on our website at [vpgsensors.com](http://vpgsensors.com).

No license, express, implied, or otherwise, to any intellectual property rights is granted by this document, or by any conduct of VPG.

The products shown herein are not designed for use in life-saving or life-sustaining applications unless otherwise expressly indicated. Customers using or selling VPG products not expressly indicated for use in such applications do so entirely at their own risk and agree to fully indemnify VPG for any damages arising or resulting from such use or sale. Please contact authorized VPG personnel to obtain written terms and conditions regarding products designed for such applications.

Product names and markings noted herein may be trademarks of their respective owners.

Copyright Vishay Precision Group, Inc., 2014. All rights reserved.